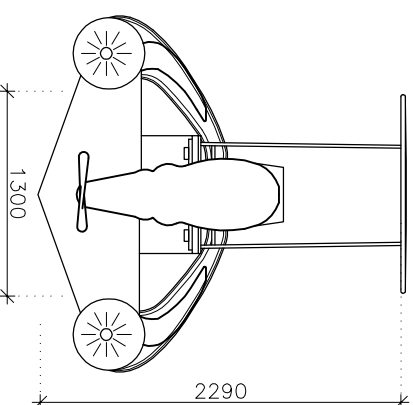
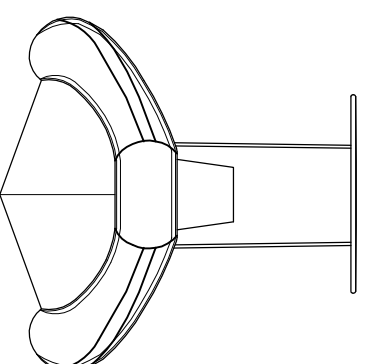
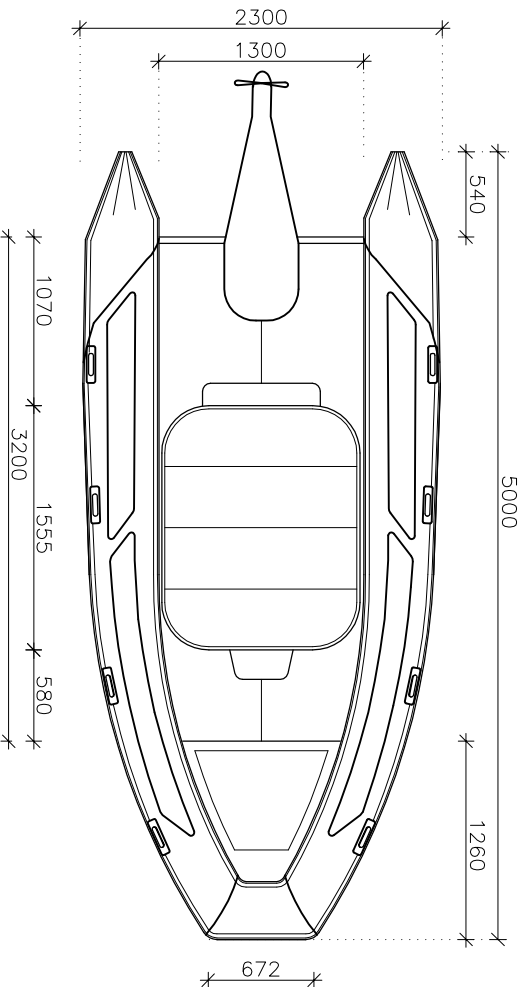
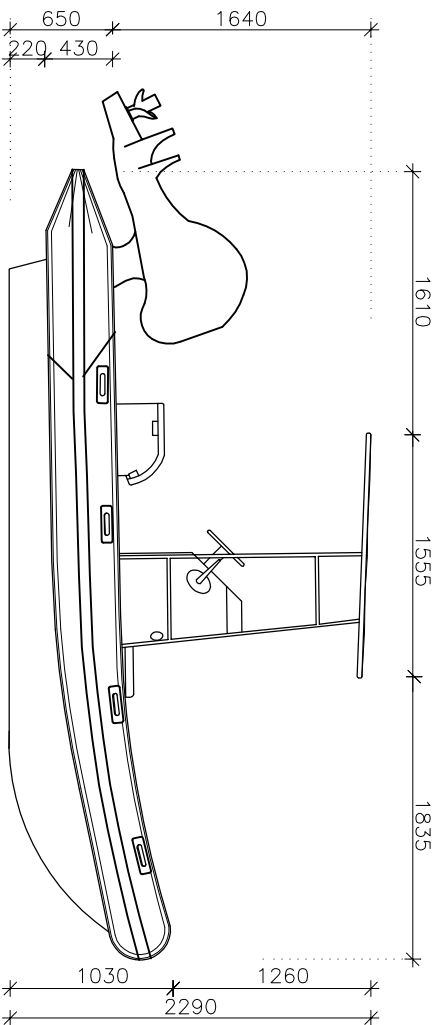




Southern Pacific
Inflatables

Cormorant 500 - Specifications



Specifications and maximum capacities (Subject to change without notice)

Length External	Beam External	Length Internal	Beam Internal	Tube Diameter Fwd	Tube Diameter Aft	Air Chambers	Weight	Payload	Max HP	Recommended HP	Fuel Underfloor	Hull Degree Deadrise	Hull Thickness
5.0m / 16'5"	2.3m / 7'6"	3.2m / 10'6"	1.3m / 4'3"	0.43m / 1'5"	0.5m / 1'7"	5	180kg / 397lbs	900kg / 1984lbs	80hp / 20inch	60hp / 20inch	80L	22	0.4m